

Christ the Teacher Catholic Schools

CTTCS 2021-22

Parent Survey

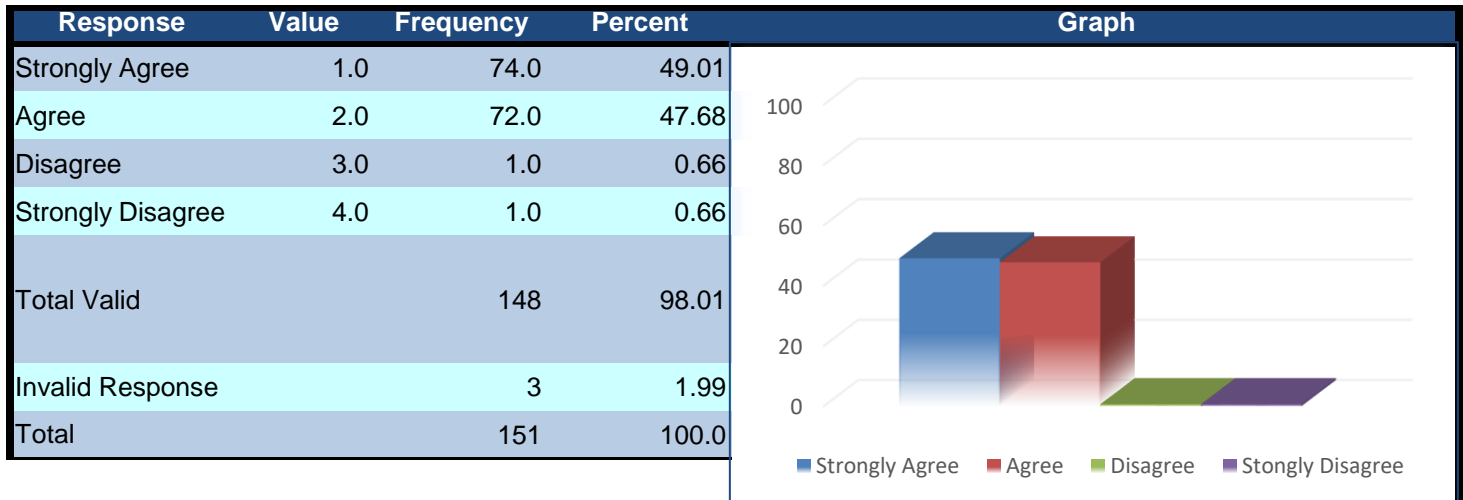


Believe...Belong...Become

Detailed Item Analysis Report

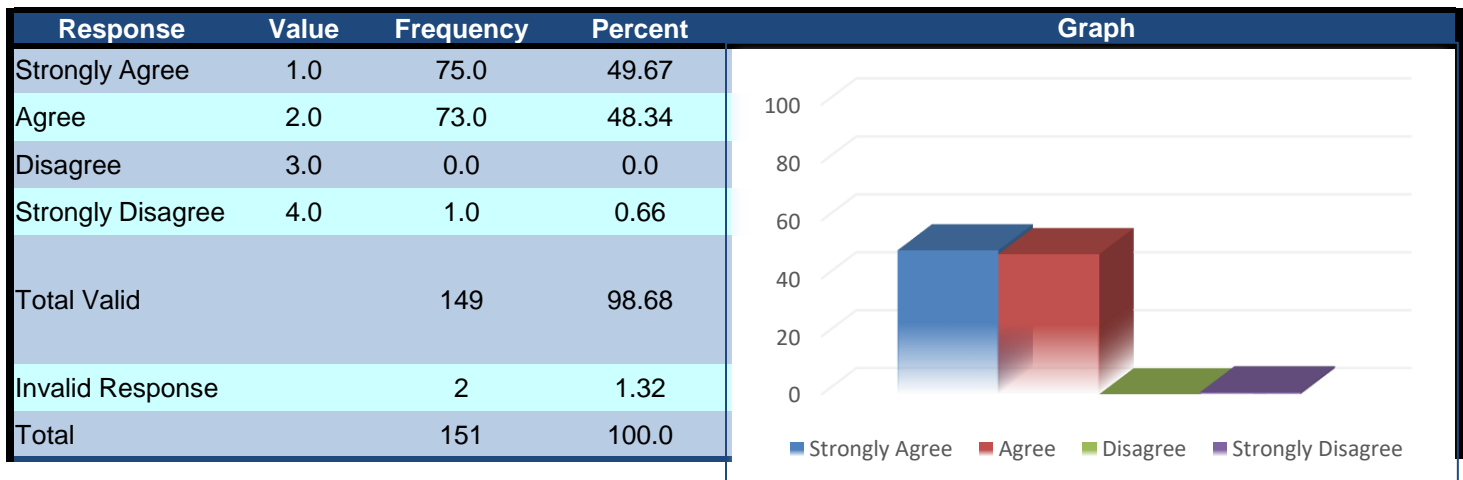
Dimension: Faith Formation Ranking – 2nd of 8 Overall Rank: 2nd (2019 - 1st; 2017 - 1st; 2015 - 1st)
 (96.69% "SA" or "A") (2019 - 98.82%; 2017 - 100%; 2015 - 98.88%; 2013 - 100%)

1. God's word and Catholic beliefs are celebrated through daily prayer and religious celebrations at my child's school.



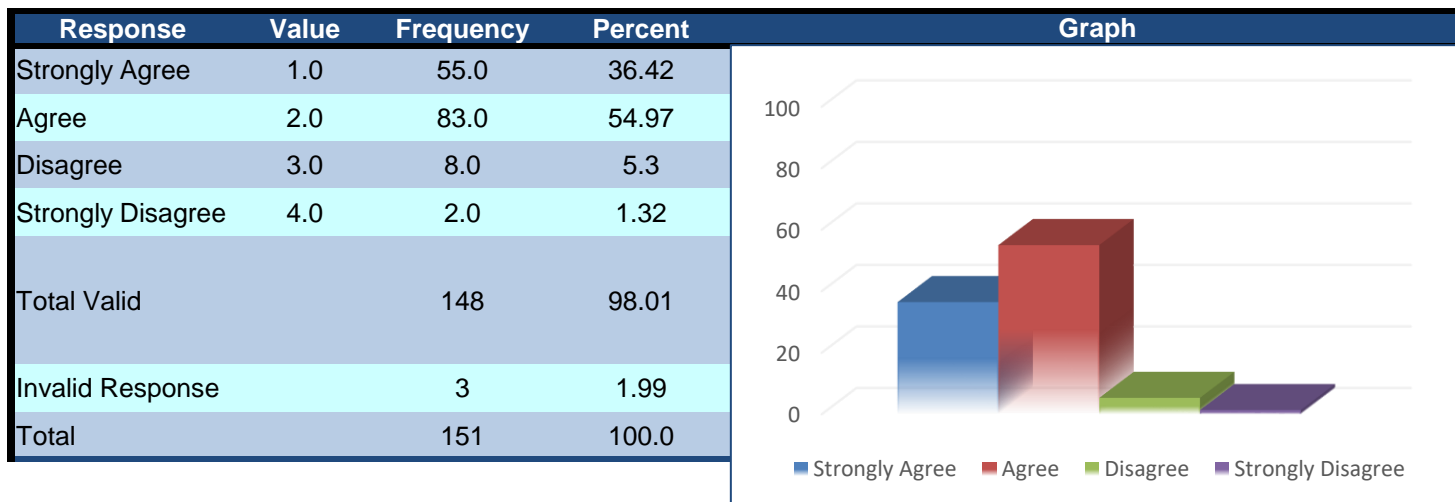
Dimension: Faith Formation Ranking – 1st of 8 Overall Rank: 1st (2019 - 2nd; 2017 - 2nd; 2015 - 2nd)
 (98.01% "SA" or "A") (2019 - 98.37%; 2017 - 97.56%; 2015 - 98.5%; 2013 - 100%)

2. My child's school promotes its Catholic identity through symbols and other visible signs.



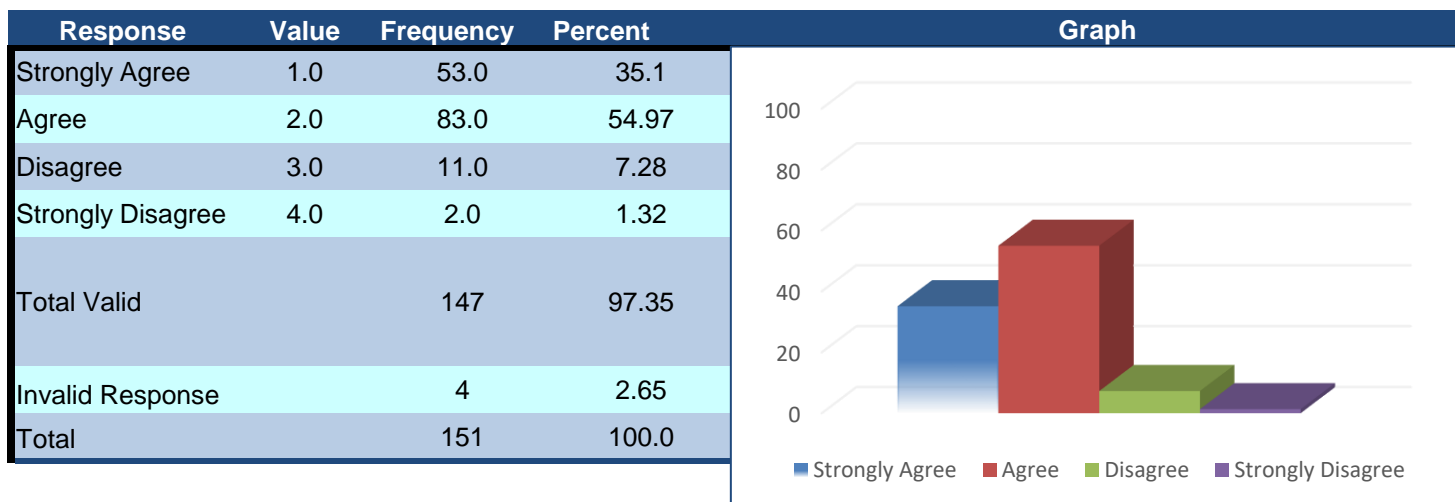
Dimension: Faith Formation Ranking – 5th of 8 Overall Rank: 17th (2019 - 6th; 2017 - 4th; 2015 - 4th)
(91.39% “SA” or “A”) (2019 - 96.2%; 2017 - 96.58%; 2015 - 94.78%; 2013 - 98%)

3. My child's school is involved in social justice, service and charitable activities.



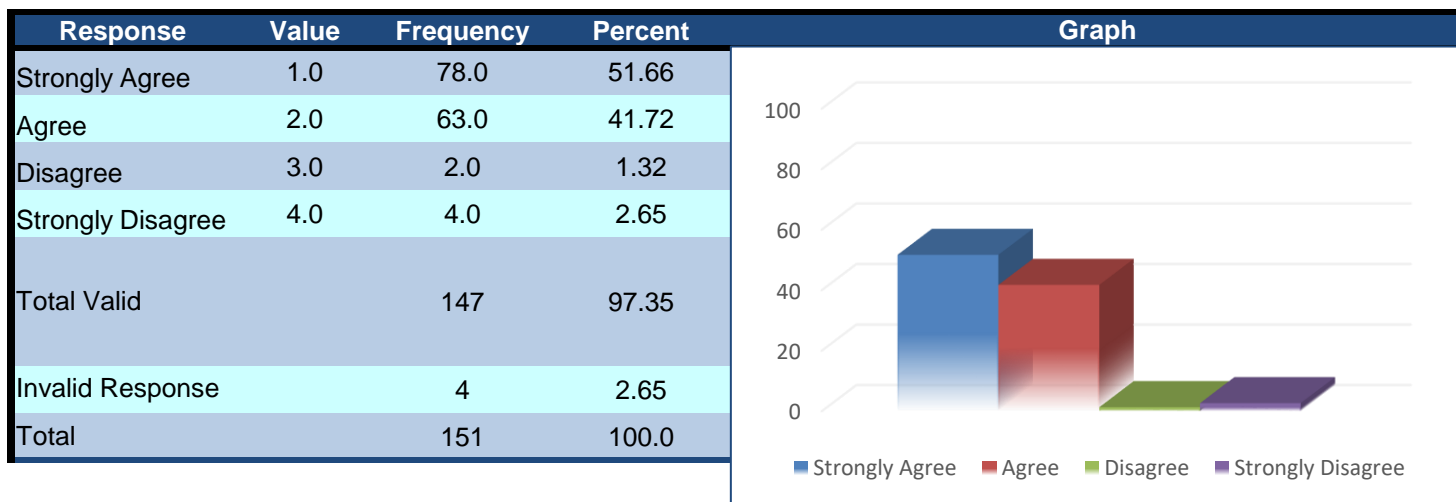
Dimension: Faith Formation Ranking – 7th of 8 Overall Rank: 19th (2019 - 18th; 2017 - 16th; 2015 - 16th)
(90.07% “SA” or “A”) (2019 - 93.48%; 2017 - 93.66%; 2015 - 90.3%)

4. The staff members of my child's school serve as role models of faith and service.



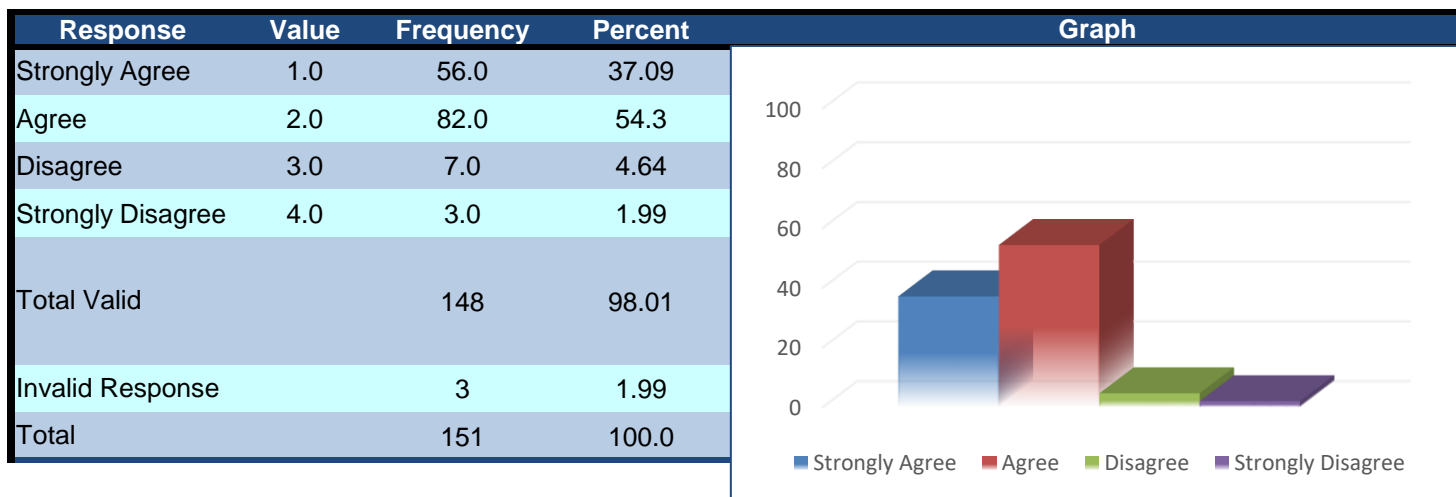
Dimension: Faith Formation Ranking – 3rd of 8 Overall Rank: 7th (2019 - 3rd; 2017 - 3rd; 2015 - 3rd)
(93.38% “SA” or “A”) (2019 - 98.37%; 2017 - 97.08%; 2015 - 96.27%; 2013 - 98%)

5. People of all faiths and cultures are welcome in my child's school.



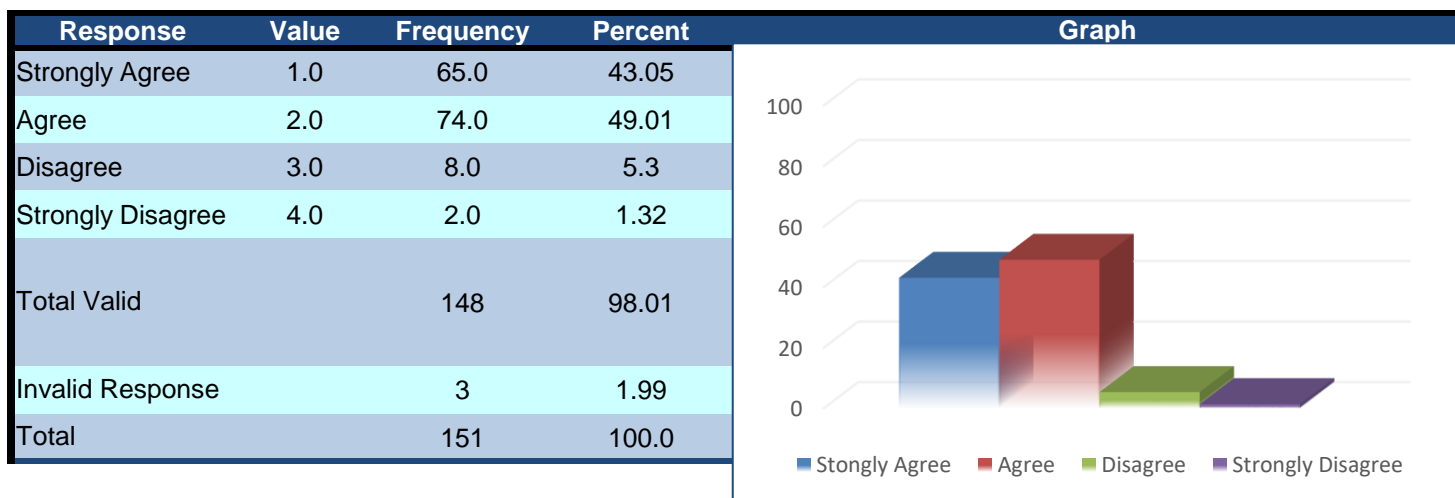
Dimension: Faith Formation Ranking – 6th of 8 Overall Rank: 16th (2019 - 26th; 2017 - 12th; 2015 - 12th)
(91.39% “SA” or “A”) (2019 - 90.22%; 2017 - 94.64%; 2015 - 91.04%)

6. Our school helps parents/guardians support the faith life of my child.



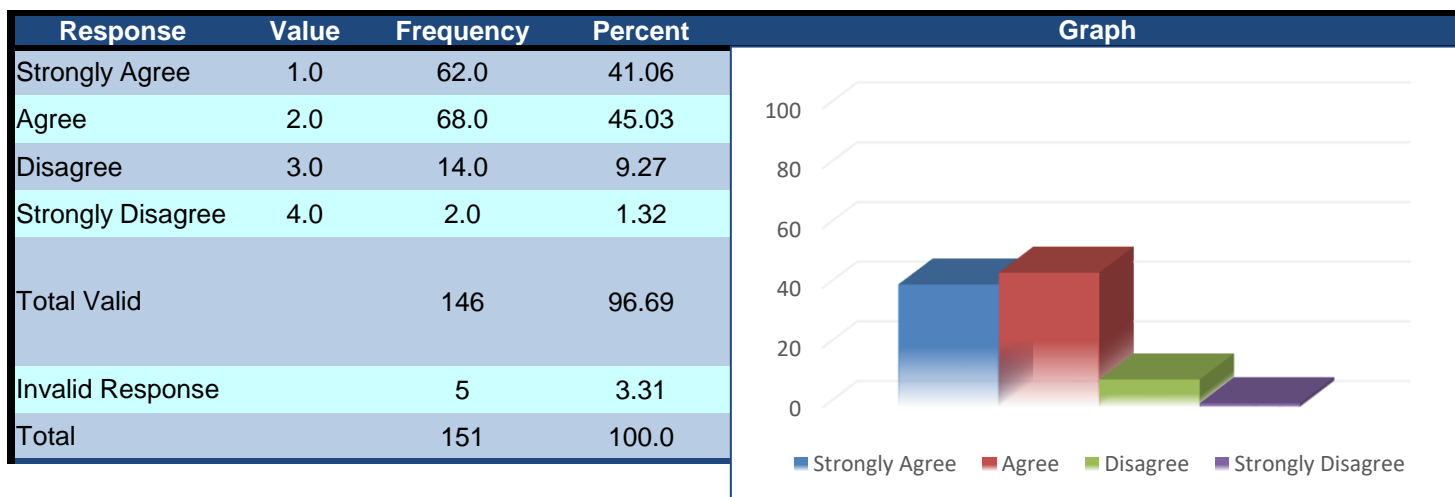
Dimension: Faith Formation Ranking – 4th of 8 Overall Rank: 13th (2019 - 4th; 2017 - 18th; 2015 - 9th)
(92.06% “SA” or “A”) (2019 - 97.28%; 2017 - 93.17%; 2015 - 91.42%)

7. My child's school has helped my child get to know and love Jesus.



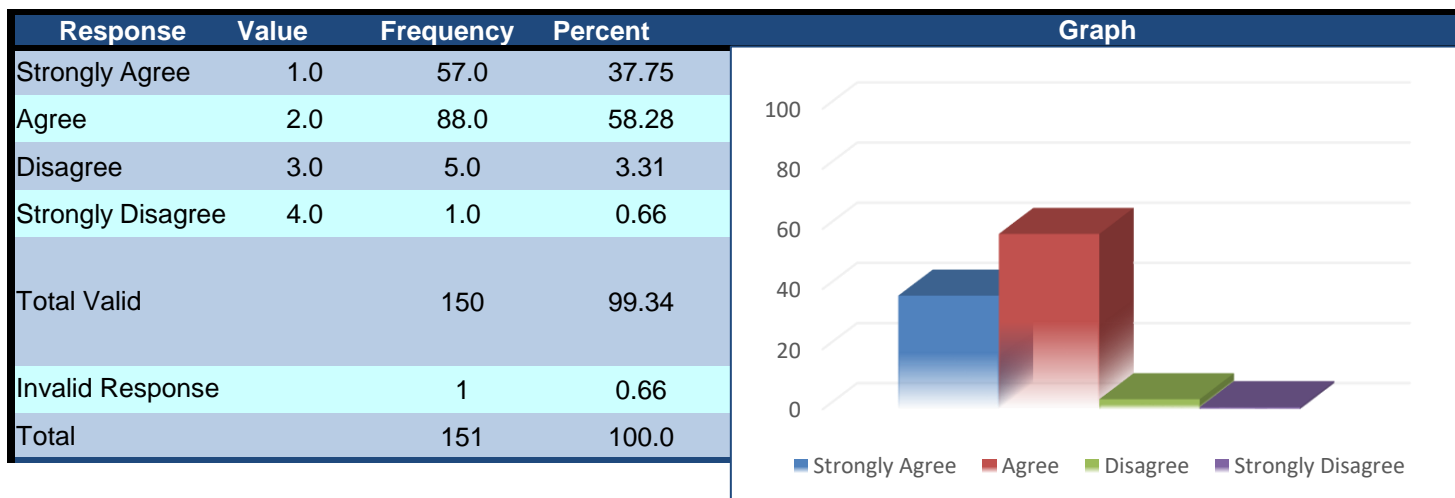
Dimension: Faith Formation Ranking – 8th of 8 Overall Rank: 29th (2019 - 25th; 2017 - 13th; 2015 - 14th)
(86.09% “SA” or “A”) (2019 - 90.22%; 2017 - 94.63%; 2015 - 90.6%)

8. The Catholic school experience makes my child a better person.



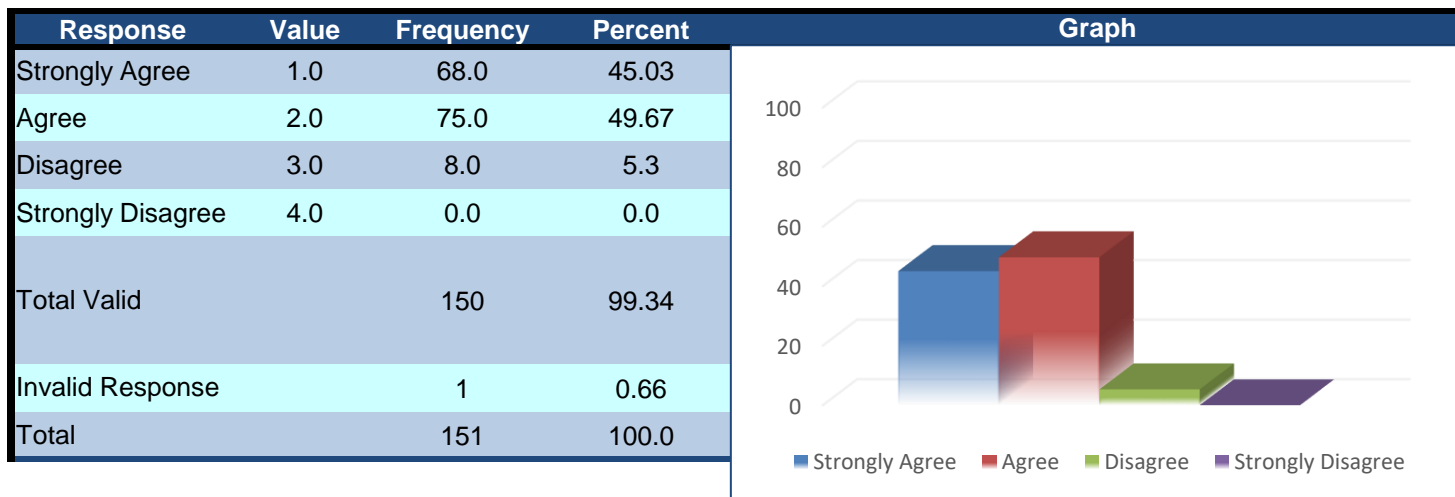
Dimension: Student Learning Ranking - 1st of 8 **Overall Rank: 3rd (2019 - 23rd; 2017 - 21st; 2015 - 11th)**
(96.03% "SA" or "A") **(2019 - 91.3%; 2017 - 92.68%; 2015 - 91.05%; 2013 - 88%)**

9. My child is expected to work hard and to meet high standards.



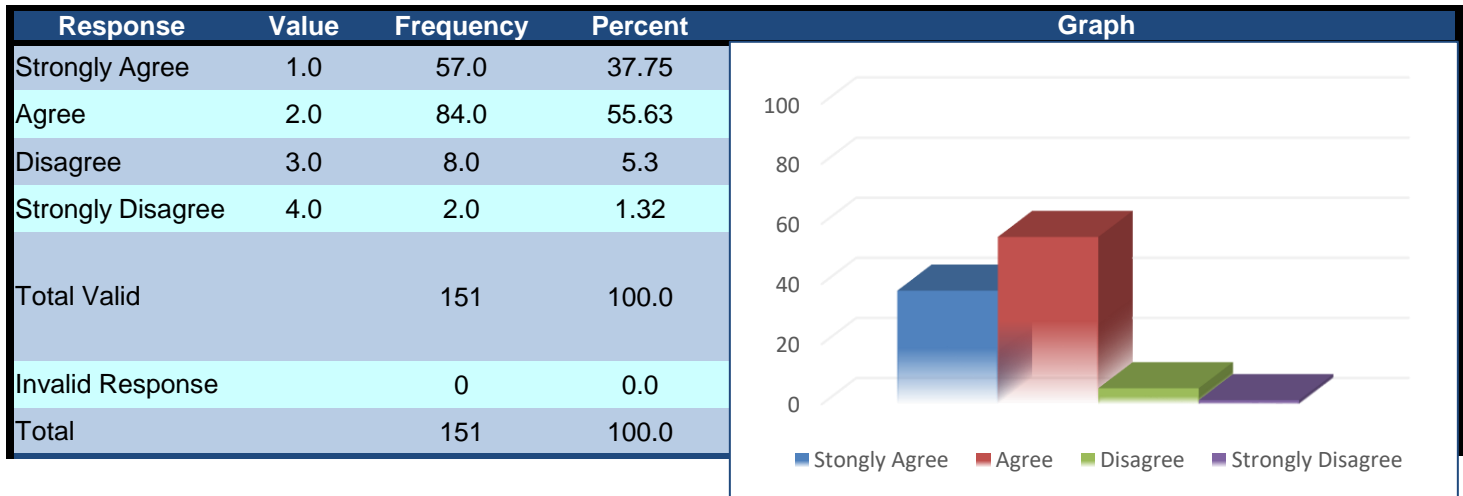
Dimension: Student Learning Ranking - 2nd of 8 **Overall Rank: 5th (2019 - 5th; 2017 - 7th; 2015 - 7th)**
(94.7% "SA" or "A") **(2019 - 96.74%; 2017 - 95.61%; 2015 - 93.65%; 2013 - 95%)**

10. My child's teacher believes my child can and will learn.



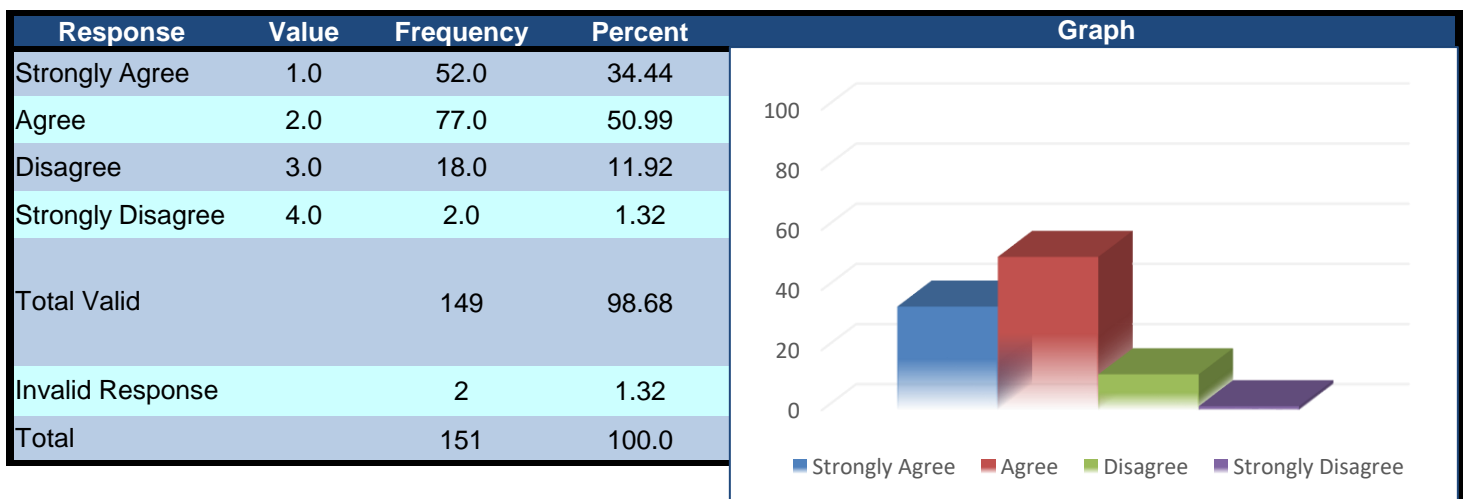
Dimension: Student Learning Ranking - 3rd of 8 **Overall Rank: 10th (2019 - 16th; 2017 - 17th; 2015 - 19th)**
(93.38% "SA" or "A") **(2019 - 93.48%; 2017 - 93.66%; 2015 - 89.93%)**

11. My child's school work is meaningful and relevant.



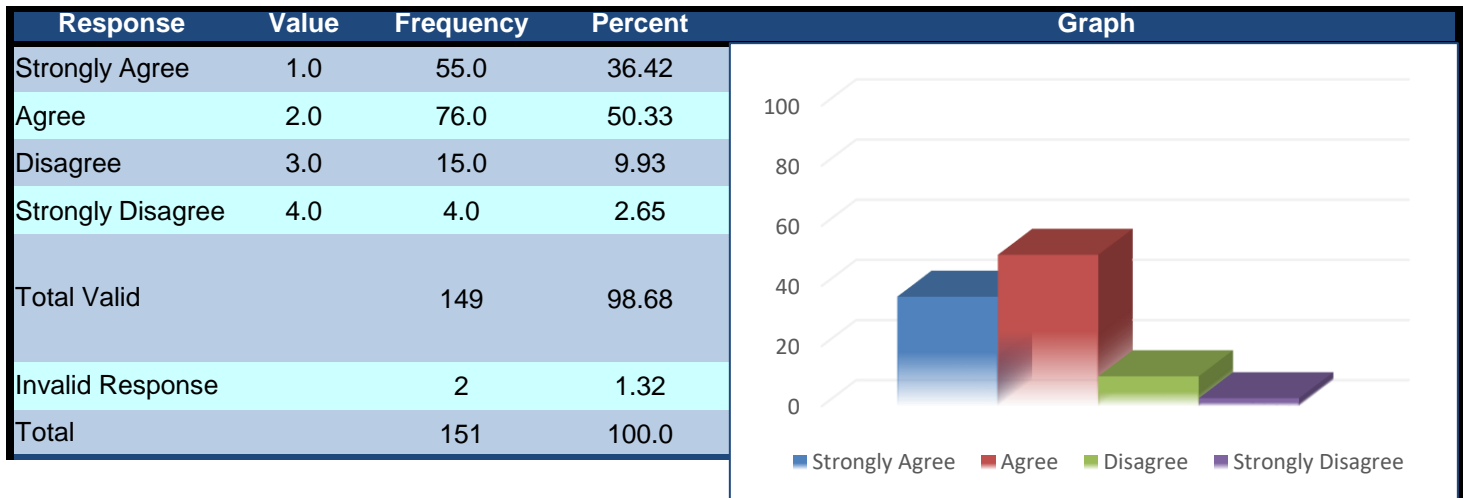
Dimension: Student Learning Ranking - 8th of 8 **Overall Rank: 31st (2019 - 31st; 2017 - 32nd; 2015 - 32nd)**
(85.43% "SA" or "A") **(2019 - 86.95%; 2017 - 86.35%; 2015 - 82.09%; 2013 - 81%)**

12. My child receives regular feedback on how to improve his/her work.



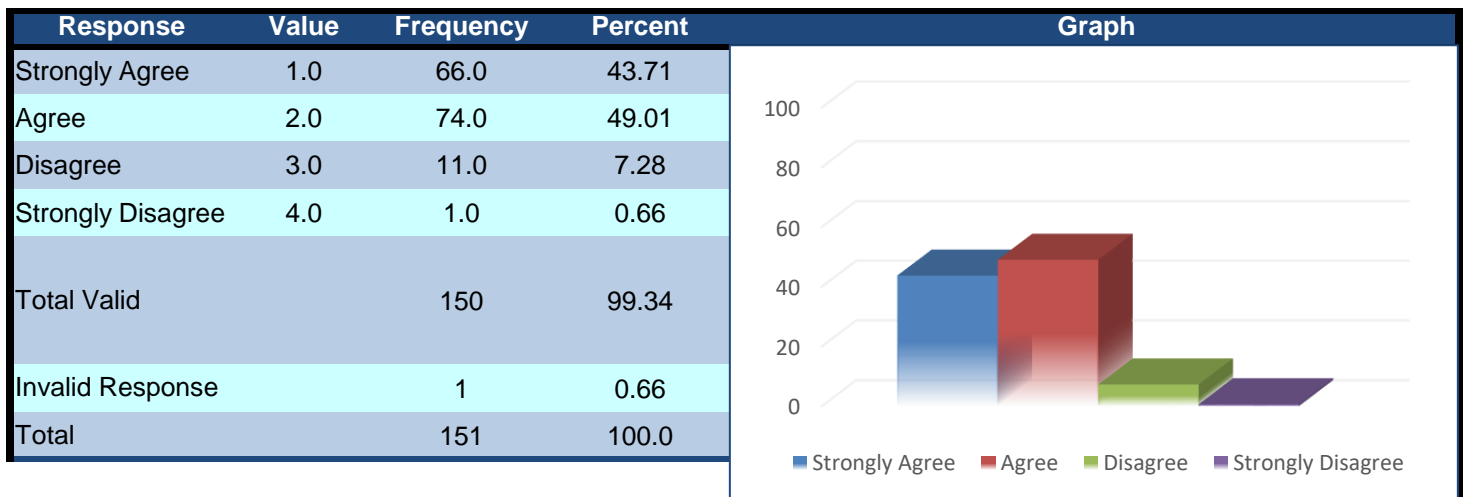
Dimension: Student Learning Ranking - 6th of 8 **Overall Rank: 27th (2019 - 27th; 2017 - 30th; 2015 - 27th)**
(86.75% "SA" or "A") **(2019 - 90.22%; 2017 - 88.29%; 2015 - 86.19%; 2013 - 83%)**

13. My child receives extra help if it is needed.



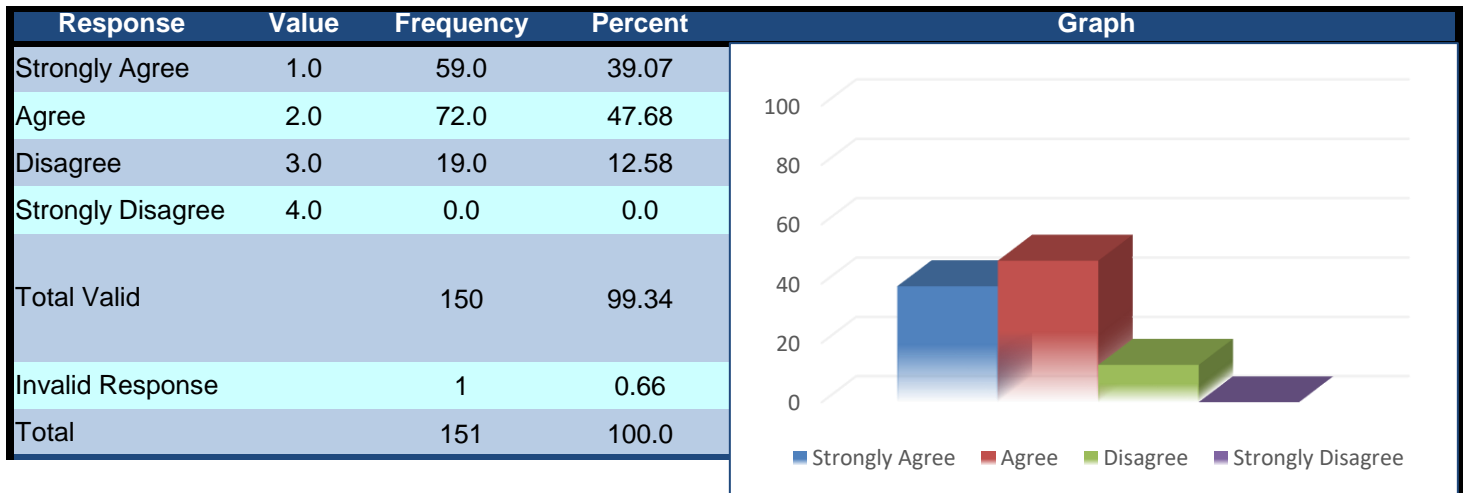
Dimension: Student Learning Ranking - 4th of 8 **Overall Rank: 11th (2019 - 11th; 2017 - 24th; 2015 - 20th)**
(92.72% "SA" or "A") **(2019 - 94.57%; 2017 - 91.7%; 2015 - 89.93%)**

14. I am satisfied with my child's reading progress.



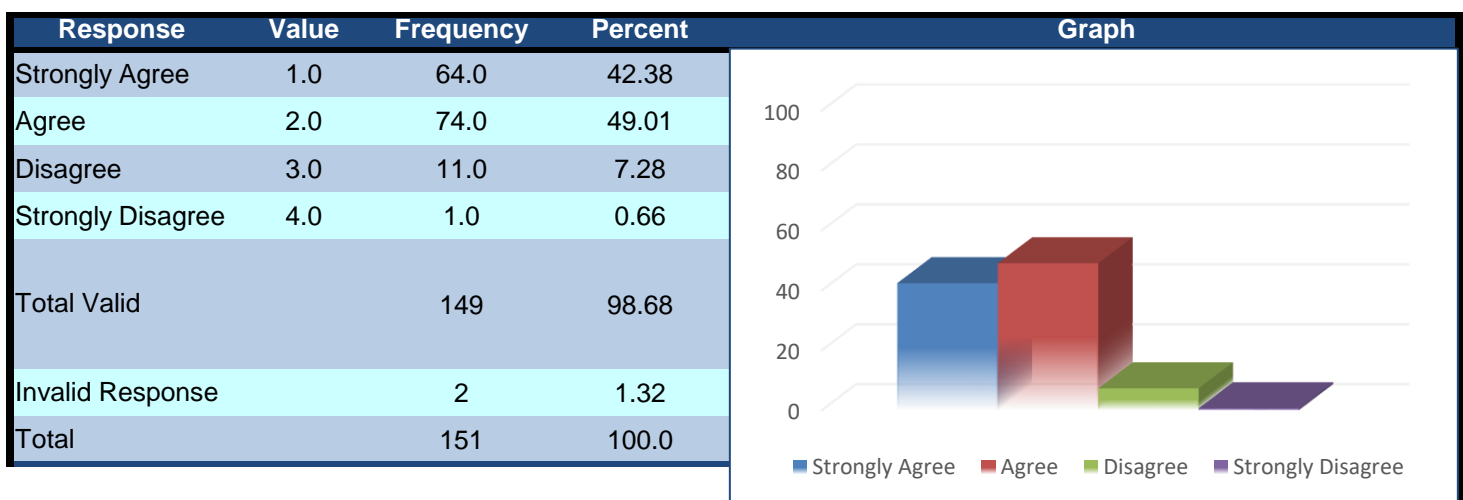
Dimension: Student Learning Ranking - 7th of 8 **Overall Rank: 28th (2019 - 28th; 2017 - 28th; 2015 - 29th)**
(86.75% "SA" or "A") **(2019 - 90.21%; 2017 - 89.27%; 2015 - 85.45%)**

15. I am satisfied with my child's writing progress.



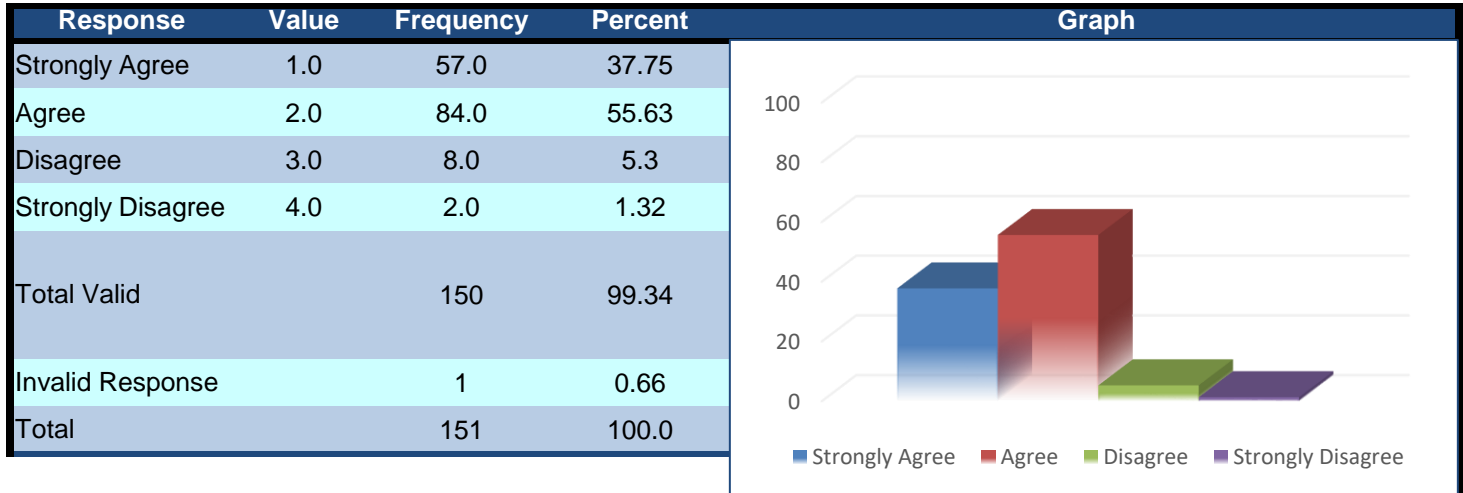
Dimension: Student Learning Ranking - 5th of 8 **Overall Rank: 14th (2019 - 29th; 2017 - 26th; 2015 - 28th)**
(91.39% "SA" or "A") **(2019 - 89.13%; 2017 - 91.21%; 2015 - 85.82%)**

16. I am satisfied with my child's math progress.



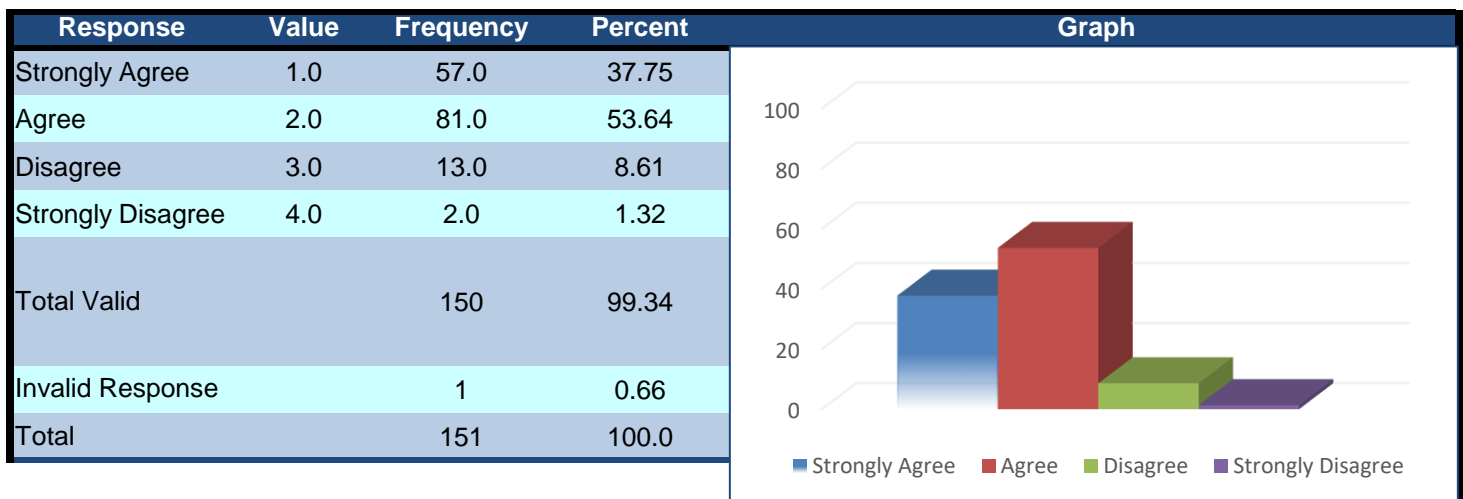
Dimension: School Climate Ranking - 3rd of 11 **Overall Rank: 9th (2019 - 9th; 2017 - 6th; 2015 - 5th)**
(93.38% "SA" or "A") **(2019 - 95.11%; 2017 - 96.1%; 2015 - 94.78%; 2013 - 91%)**

17. My child's school has a positive learning environment.



Dimension: School Climate Ranking - 5th of 11 **Overall Rank: 15th (2019 - 12th; 2017 - 18th; 2015 - 18th)**
(91.39% "SA" or "A") **(2019 - 94.03%; 2017 - 93.17%; 2015 - 89.55%; 2013 - 93%)**

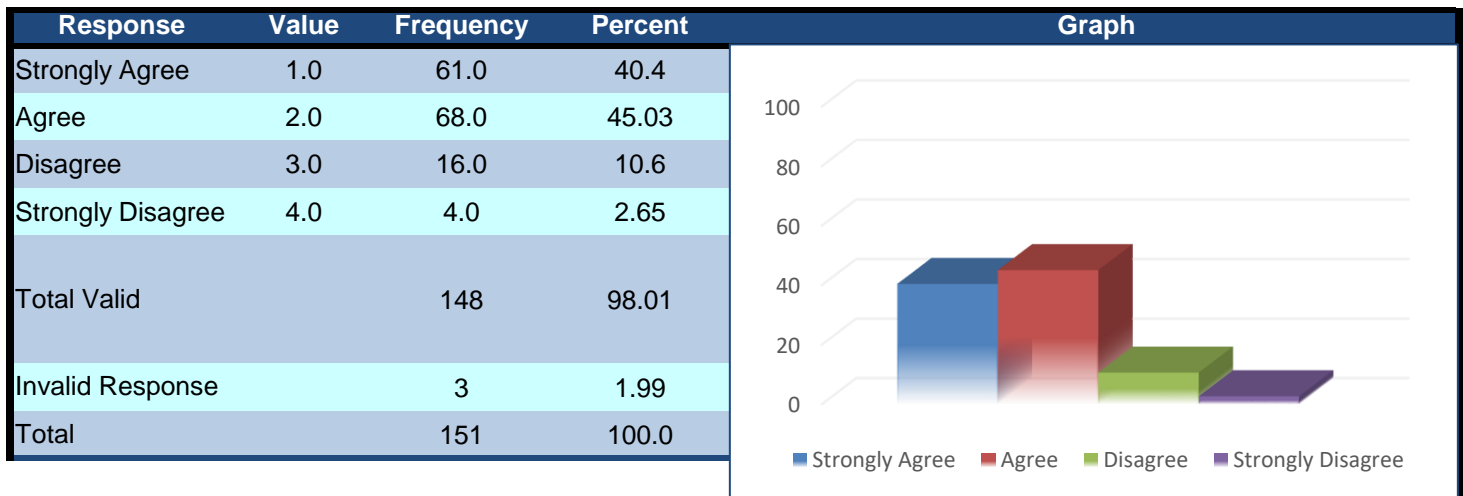
18. The adults in the school show that they care about my child.



Dimension: School Climate Ranking - 10th of 11
(85.43% "SA" or "A")

Overall Rank: 30th (2019 - 8th; 2017 - 9th; 2015 - 21st)
(2019 - 95.65%; 2017 - 95.61%; 2015 - 89.92%)

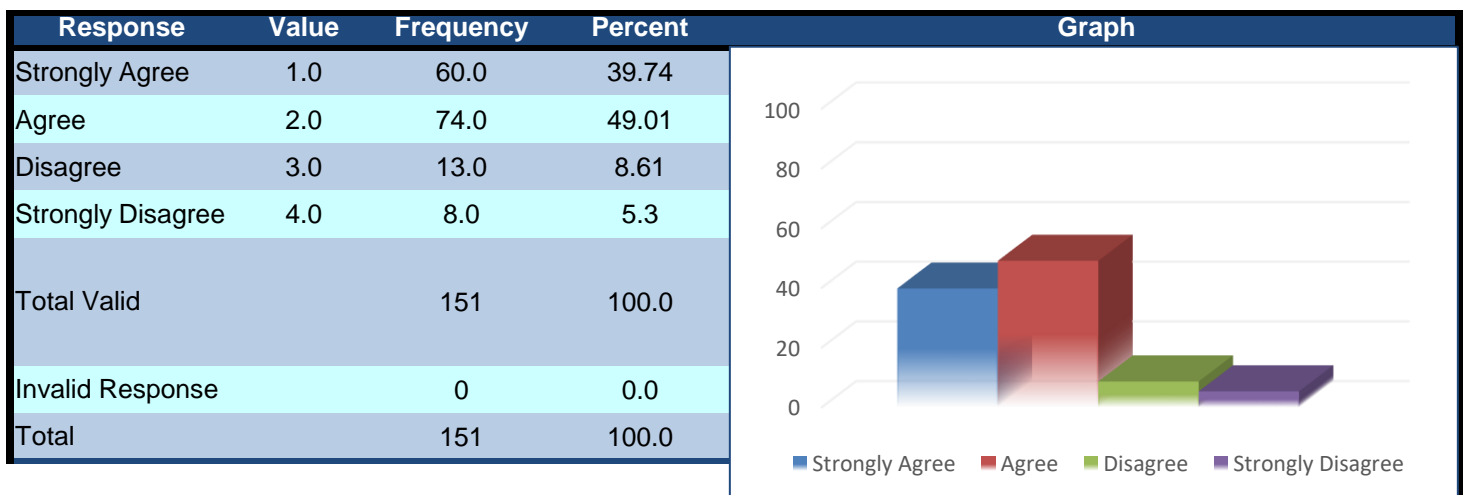
19. My child enjoys school.



Dimension: School Climate Ranking - 8th of 11
(88.75% "SA" or "A")

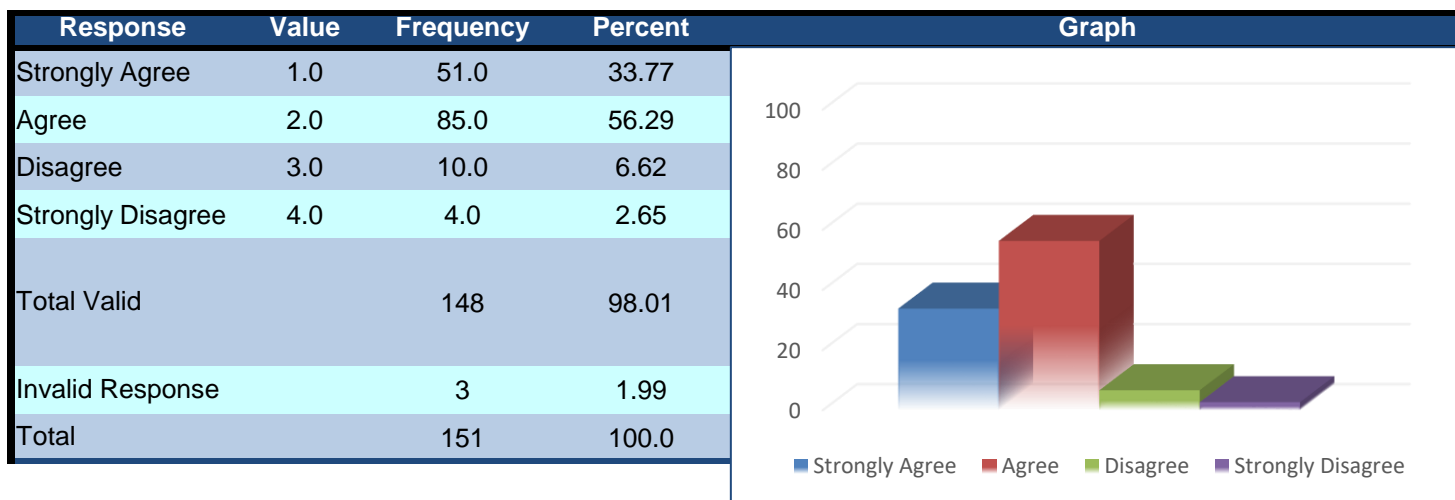
Overall Rank: 24th (2019 - 7th; 2017 - 4th; 2015 - 8th)
(2019 - 95.65%; 2017 - 97.08%; 2015 - 92.91%; 2013 - 95%)

20. I feel welcome at my child's school.



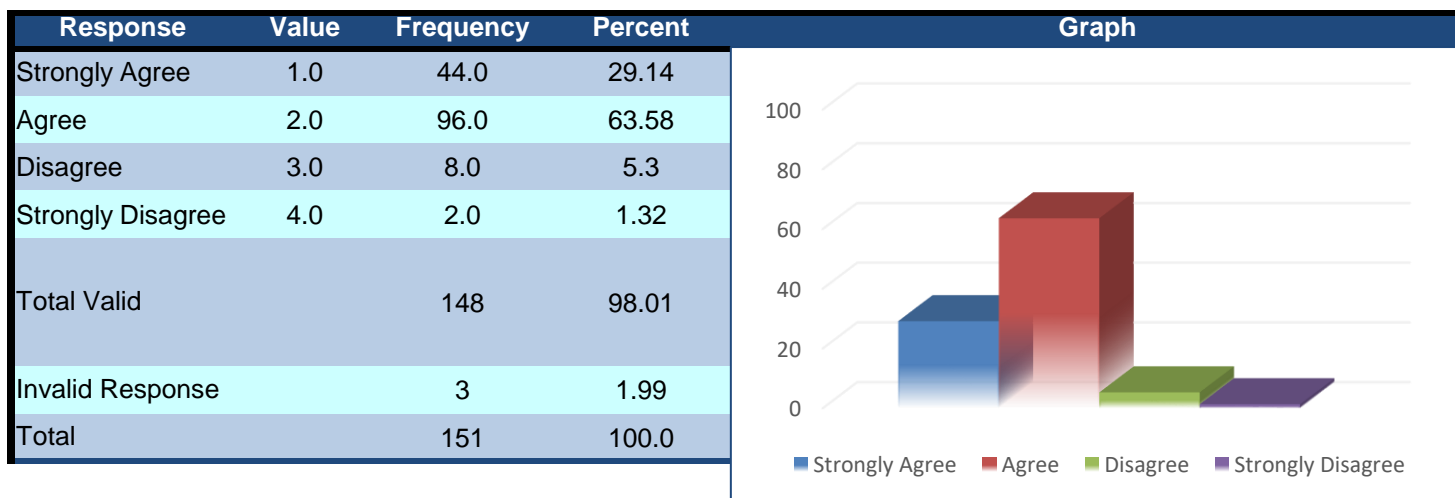
Dimension: School Climate Ranking - 7th of 11 **Overall Rank: 22nd (2019 - 24th; 2017 - 27th; 2015 - 26th)**
(90.06% "SA" or "A") **(2019 - 90.76%; 2017 - 89.27%; 2015 - 86.57%; 2013 - 80%;)**

21. The school maintains high standards for behaviour.



Dimension: School Climate Ranking - 4th of 11 **Overall Rank: 12th (2019 - 19th; 2017 - 15th; 2015 - 15th)**
(92.72% "SA" or "A") **(2019 - 93.48%; 2017 - 94.14%; 2015 - 90.67%; 2013 - 91%)**

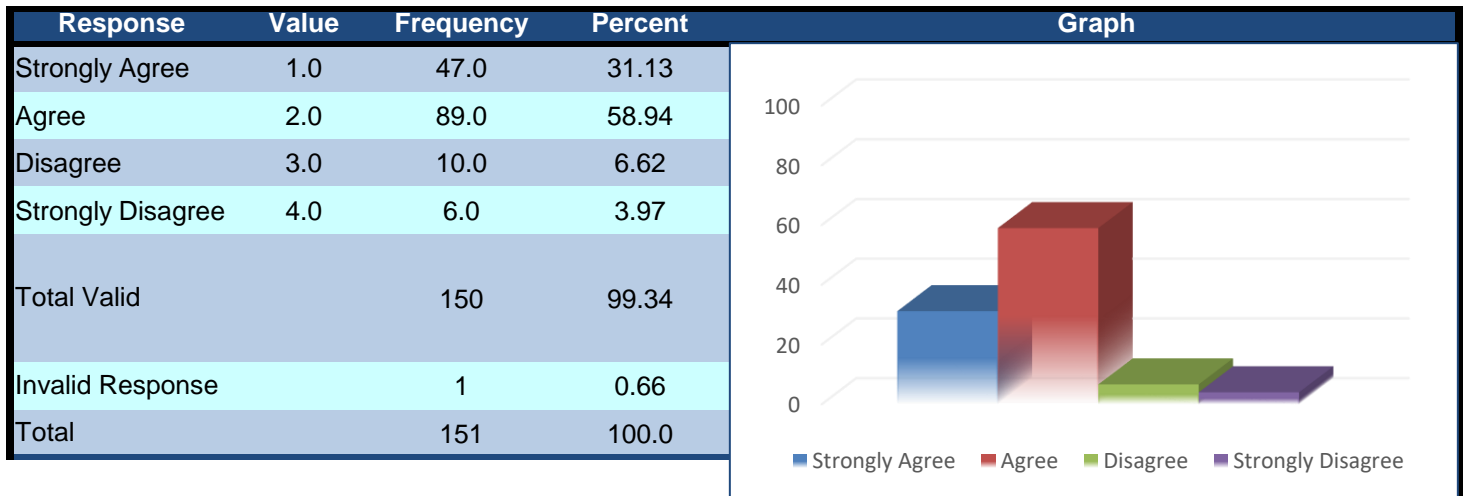
22. I feel that my child's discipline issues are handled fairly.



Dimension: School Climate Ranking - 6th of 11
(90.07% "SA" or "A")

Overall Rank: 20th (2019 - 22nd; 2017 - 14th; 2015 - 13th)
(2019 - 92.39%; 2017 - 94.63%; 2015 - 91.04%)

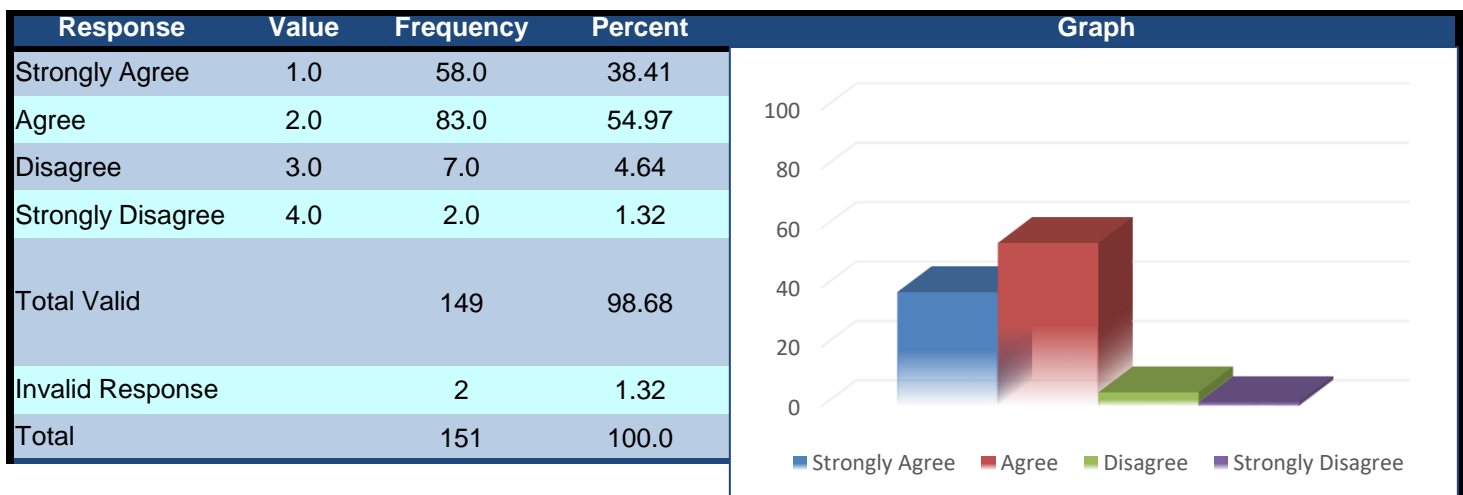
23. *Students respect each other's differences (for example, race, culture, background)*



Dimension: School Climate Ranking - 2nd of 11
(93.38% "SA" or "A")

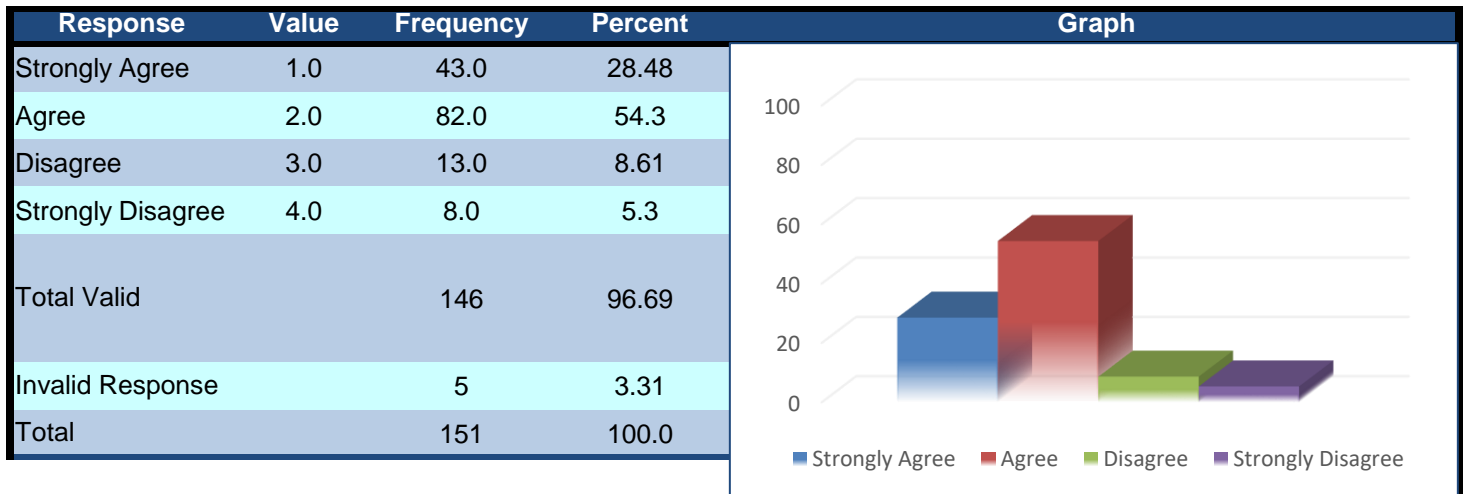
Overall Rank: 8th (2019 - 17th; 2017 - 8th; 2015 - 6th)
(2019 - 93.48%; 2017 - 95.61%; 2015 - 94.4%; 2013 - 90%)

24. *My child feels safe at school.*



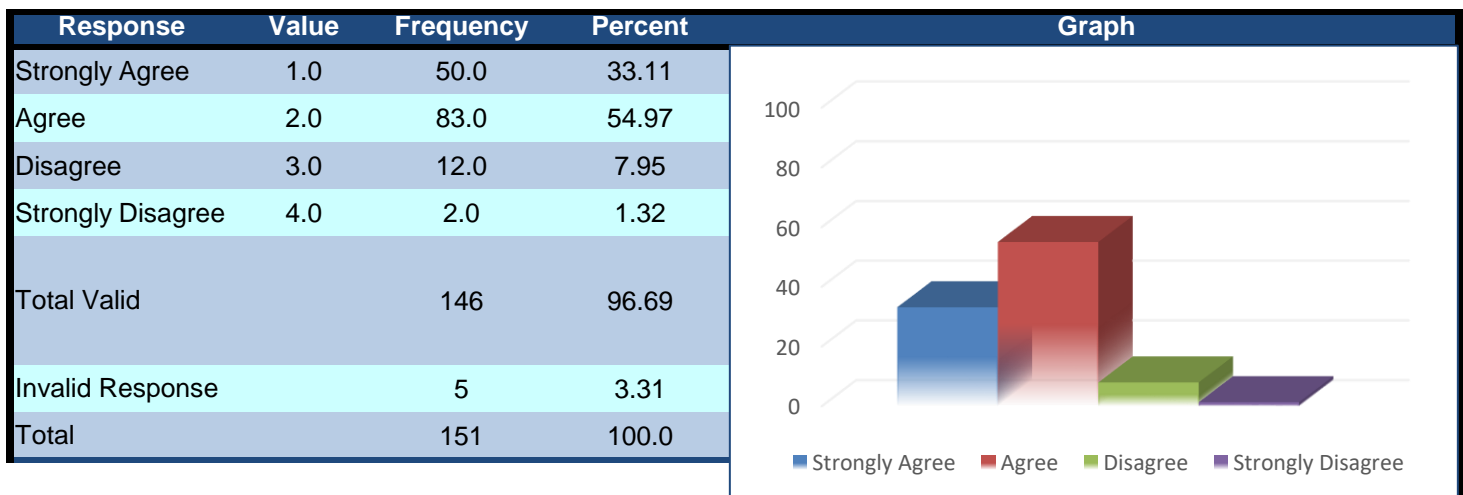
Dimension: School Climate Ranking - 11th of 11 **Overall Rank: 32nd (2019 - 32nd; 2017 - 31st; 2015 - 30th)**
(82.78% "SA" or "A") **(2019 - 84.78%; 2017 - 86.63%; 2015 - 84.32%)**

25. *Bullying is taken seriously at my child's school.*



Dimension: School Climate Ranking - 9th of 11 **Overall Rank: 25th (2019 - 10th; 2017 - 23rd; 2015 - 17th)**
(88.08% "SA" or "A") **(2019 - 95.11%; 2017 - 91.71%; 2015 - 90.3%)**

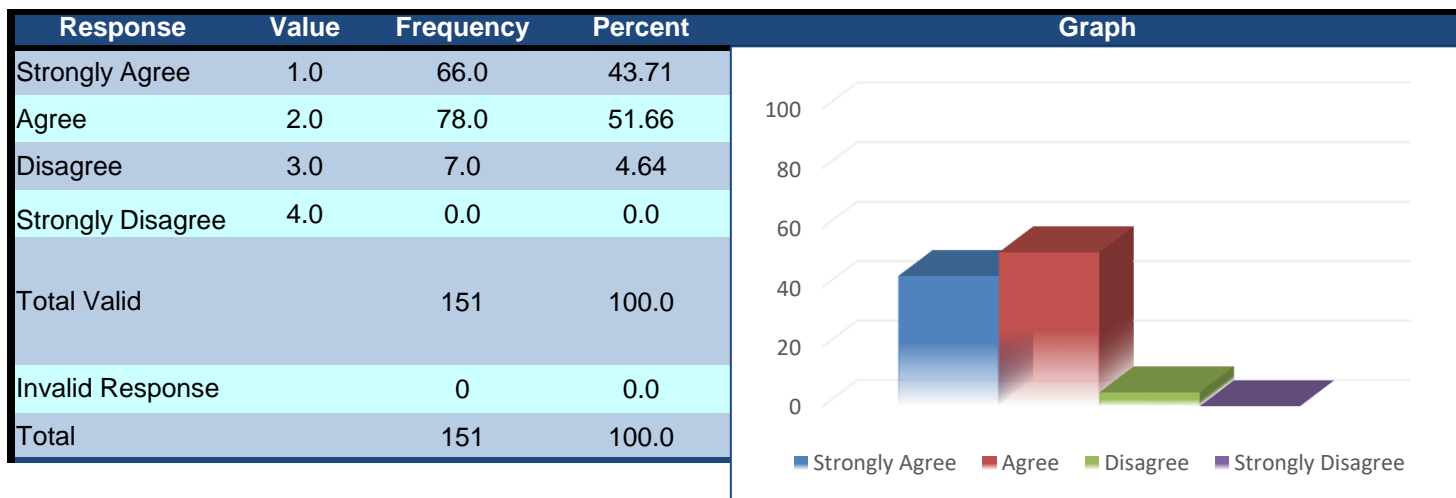
26. *The efforts of the adults at my child's school make it a safe place.*



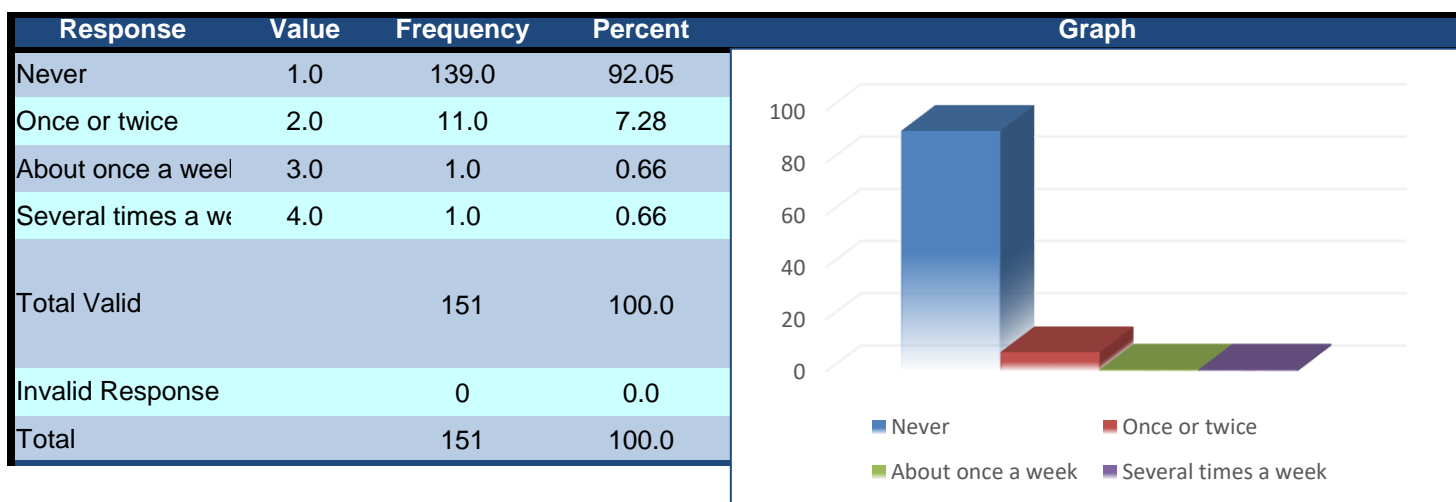
Dimension: School Climate Ranking - 1st of 11
(95.37% "SA" or "A")

Overall Rank: 4th (2019 - 13th; 2017 - 25th; 2015 - 24th)
(2019 - 94.02%; 2017 - 91.22%; 2015 - 88.8%)

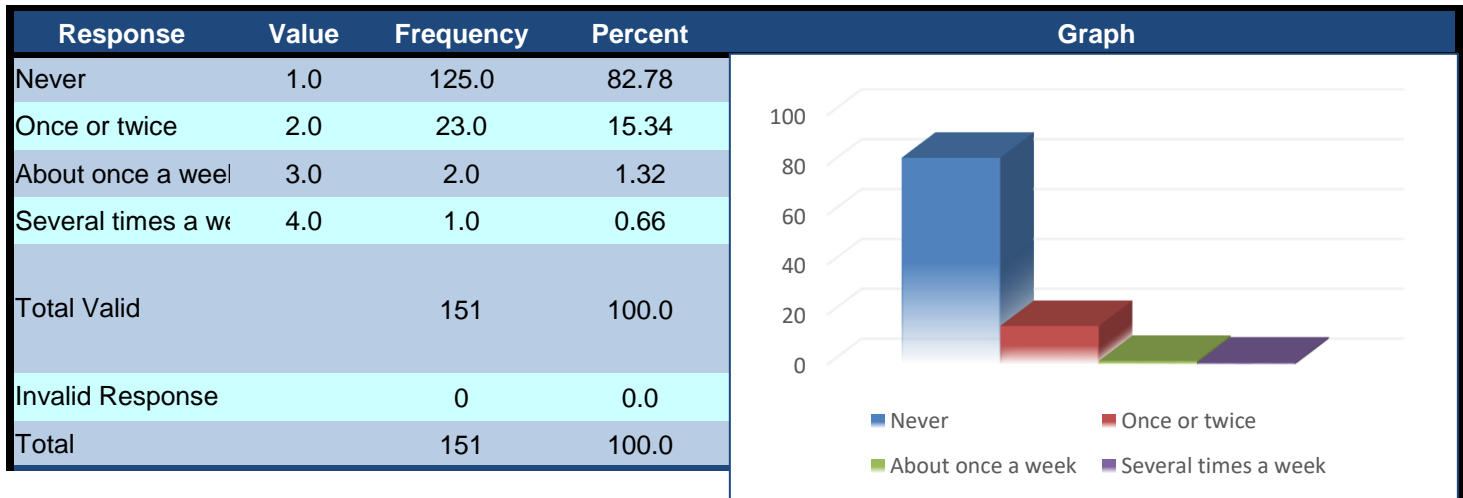
27. My child would tell me or another adult if they were being bullied.



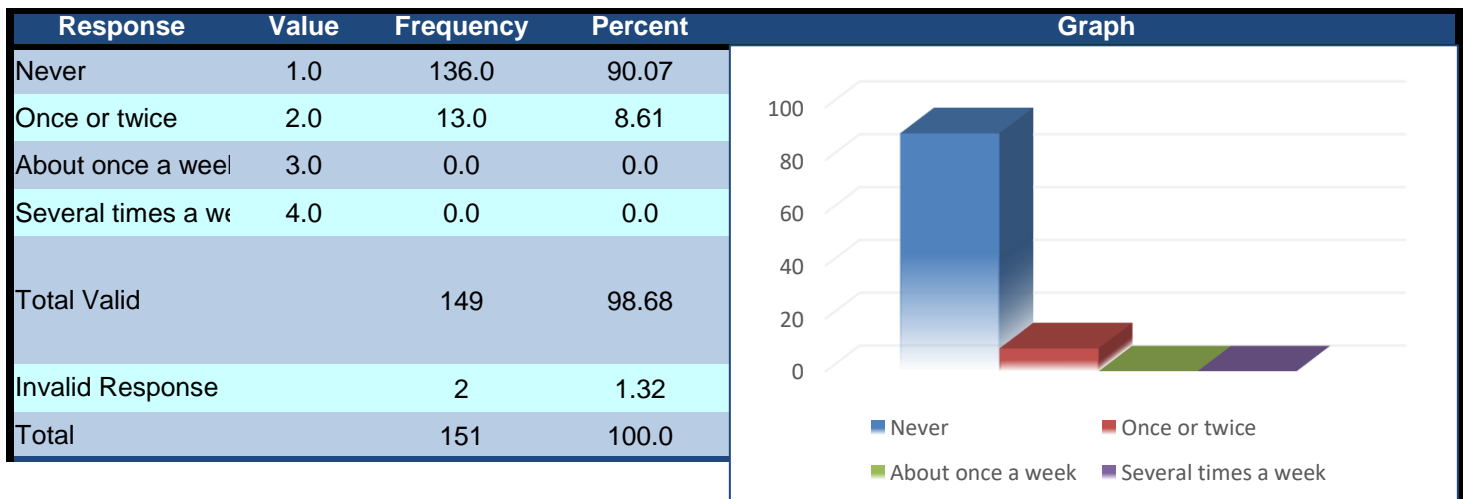
28. In the past month (30 days), my child has stayed away from school to avoid being bullied.



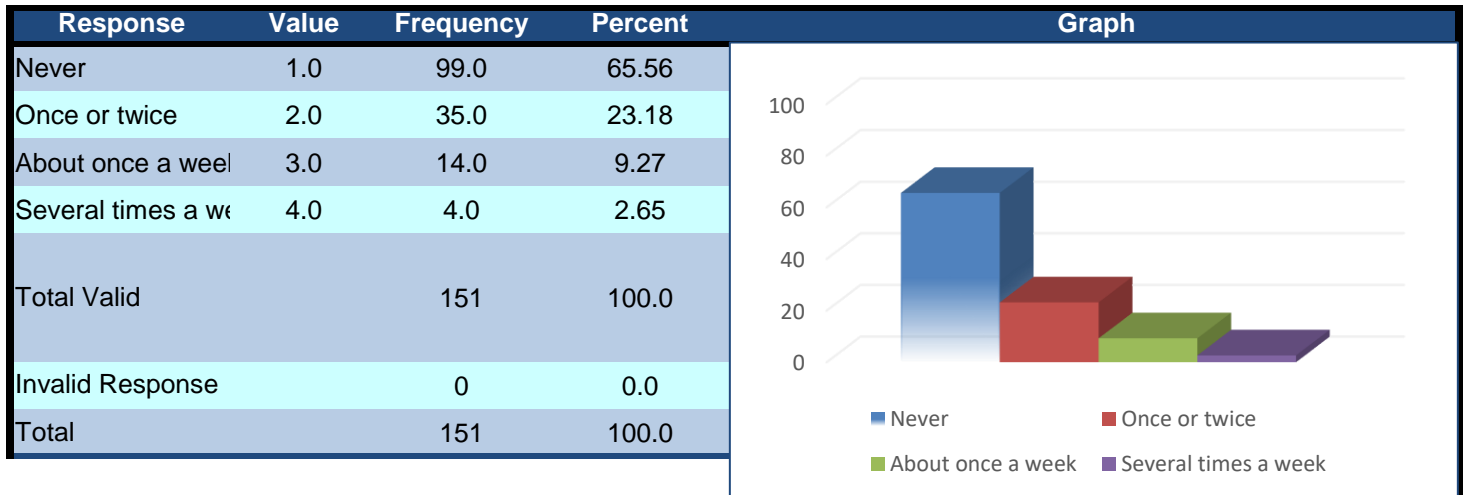
29. My child has been purposely hit, kicked, hurt or otherwise physically bullied or threatened with physical bullying.



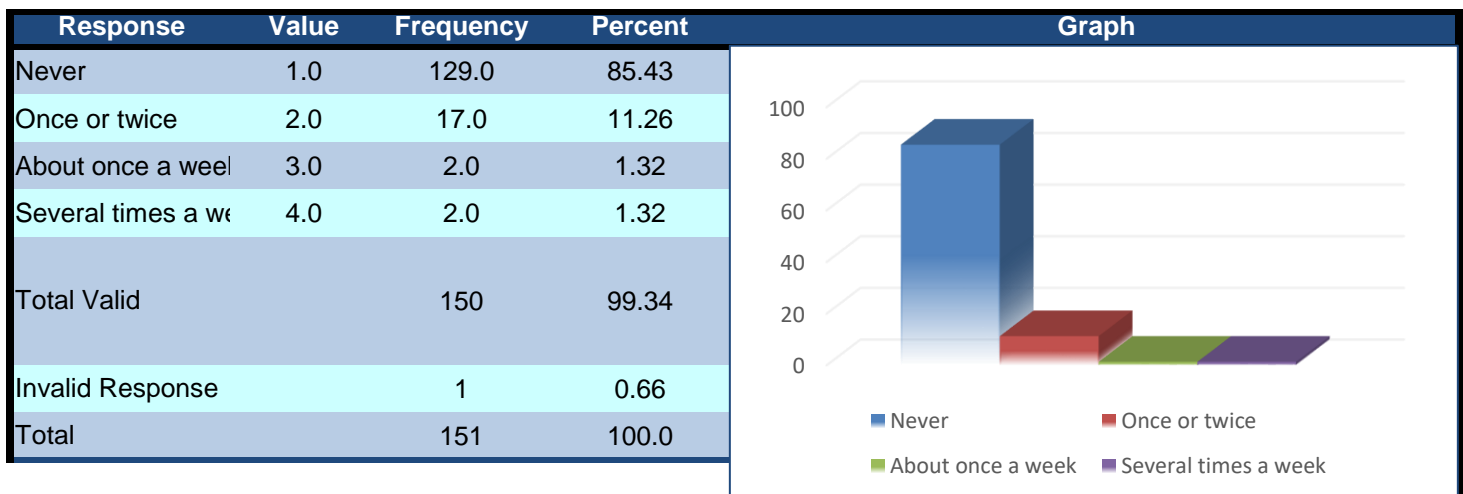
30. My child has threatened to or purposely hit, kick, hurt or otherwise physically bully another student.



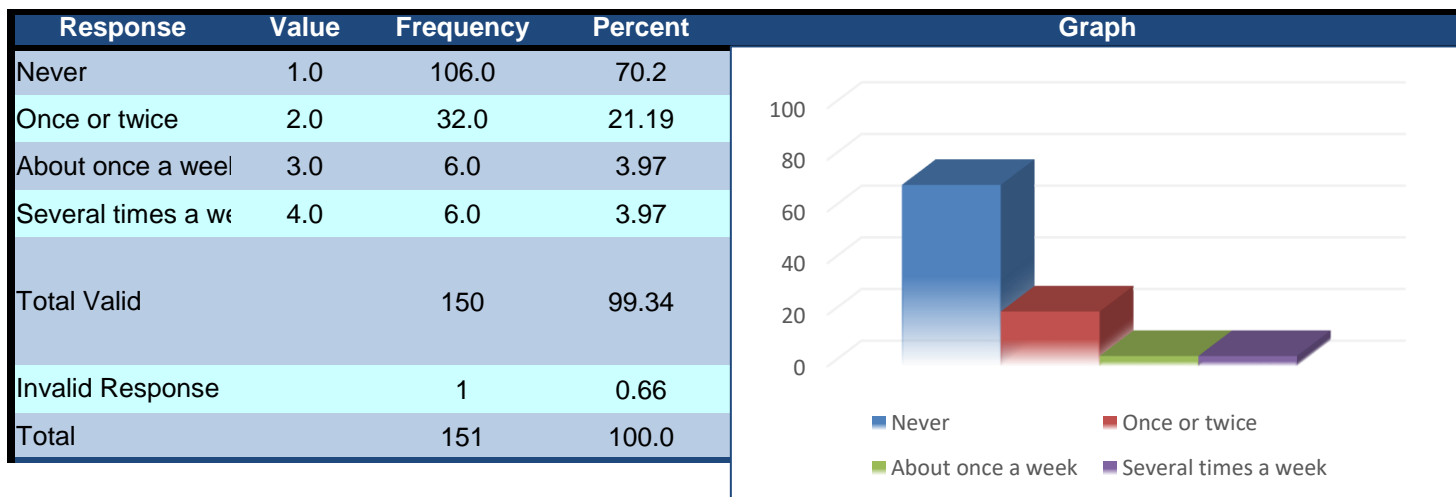
31. My child has been purposely teased, put down, insulted or otherwise verbally bullied.



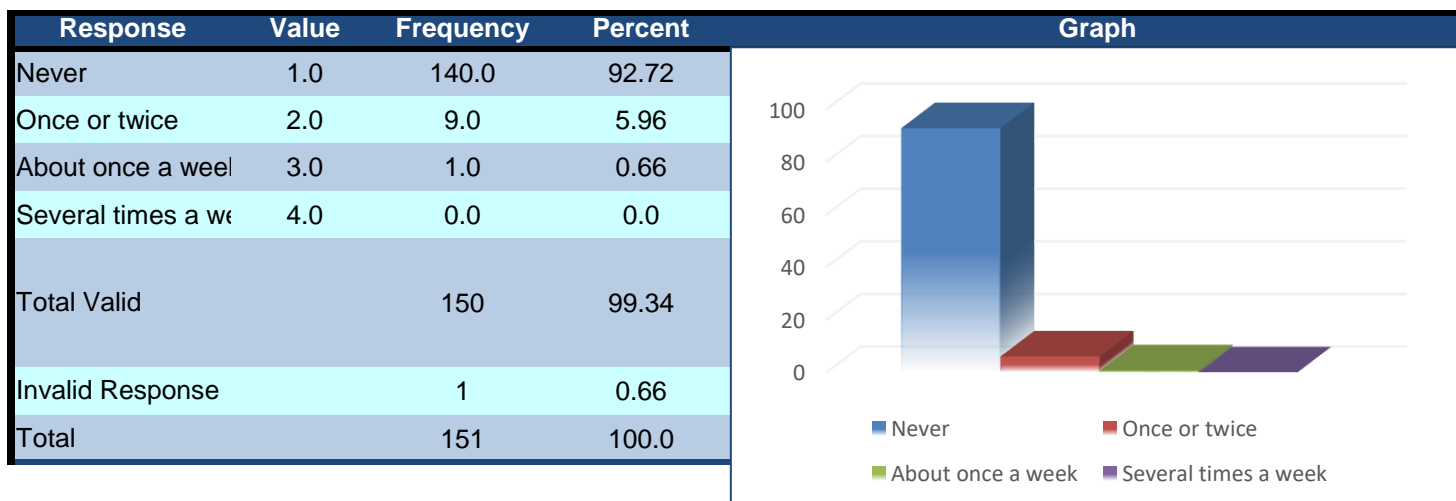
32. My child has purposely teased, put down, insulted or otherwise verbally bullied another student.



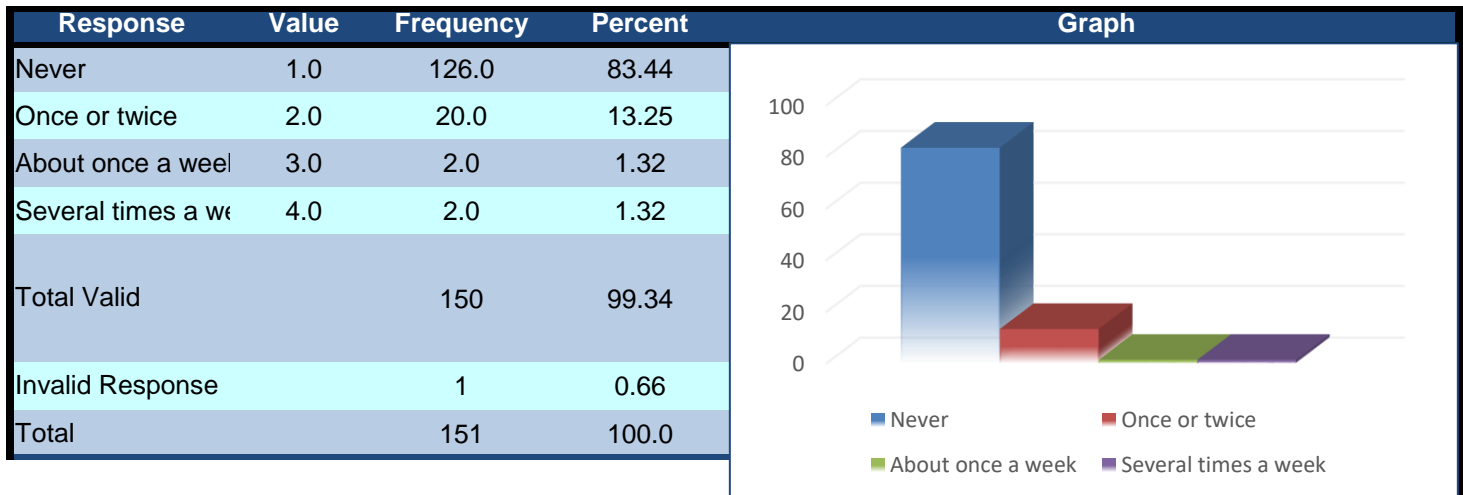
33. My child has been repeatedly ignored, left out or otherwise socially bullied.



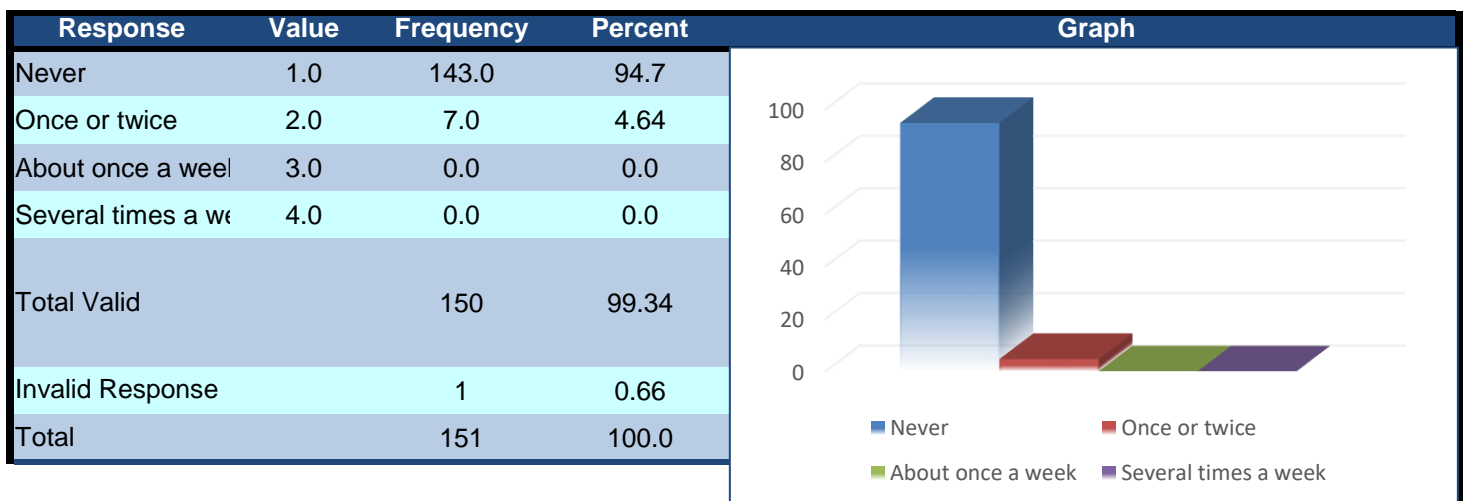
34. My child has encouraged others to ignore, leave out or otherwise bully another student, or they have done so themselves



35. My child has been teased, put down, threatened or otherwise been cyber bullied by using the Internet or a cellphone



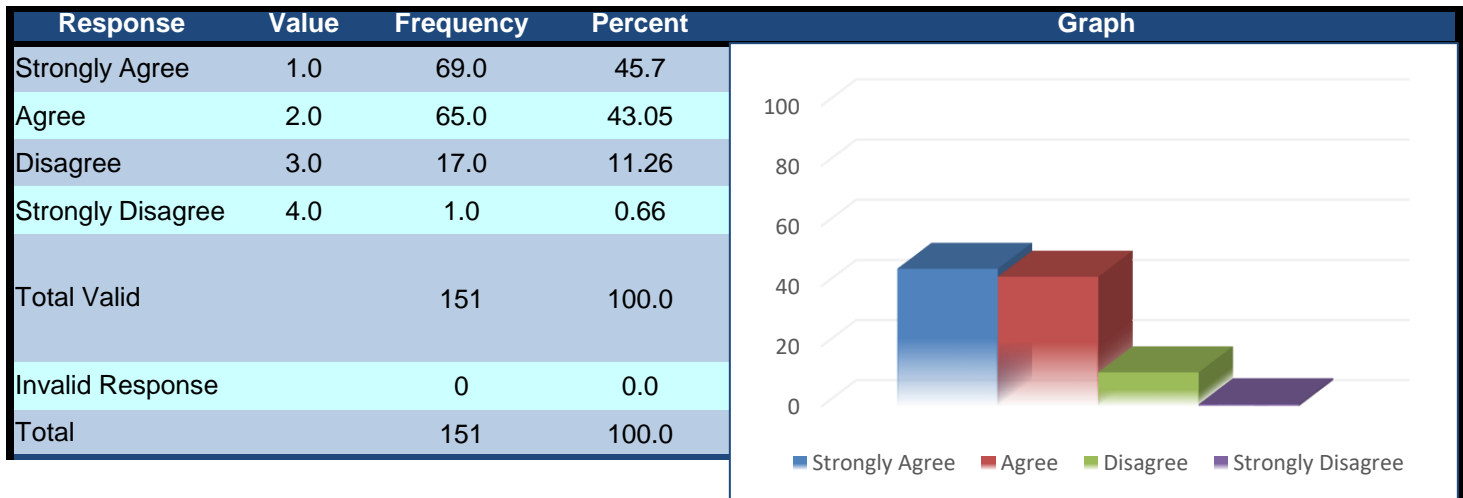
36. My child has used the Internet or a cellphone to tease, put down, threaten or otherwise cyber bully another student



Dimension: Communications - 4th of 5
(88.75% "SA" or "A")

Overall Rank: 23rd (2019 - 20th; 2017 - 20th; 2015 - 22nd)
(2019 - 92.94%; 2017 - 92.68%; 2015 - 89.55%)

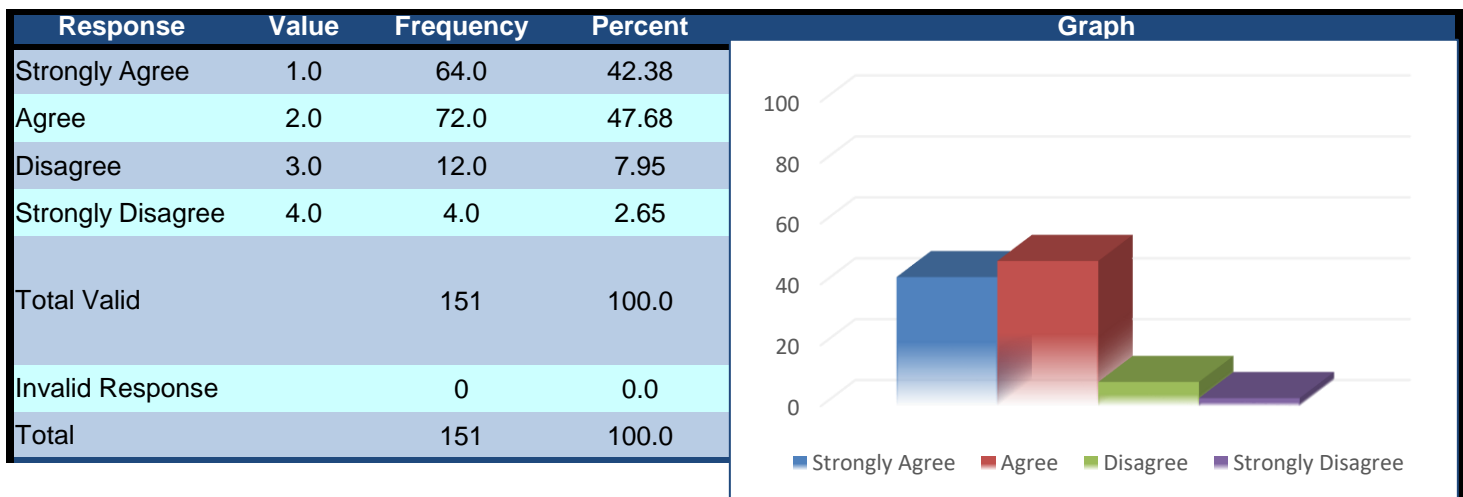
37. I would find it easy to approach the school with questions or concerns about my child.



Dimension: Communications - 3rd of 5
(90.06% "SA" or "A")

Overall Rank: 21st (2019 - 15th; 2017 - 22nd; 2015 - 23rd)
(2019 - 93.48%; 2017 - 92.71%; 2015 - 89.18%)

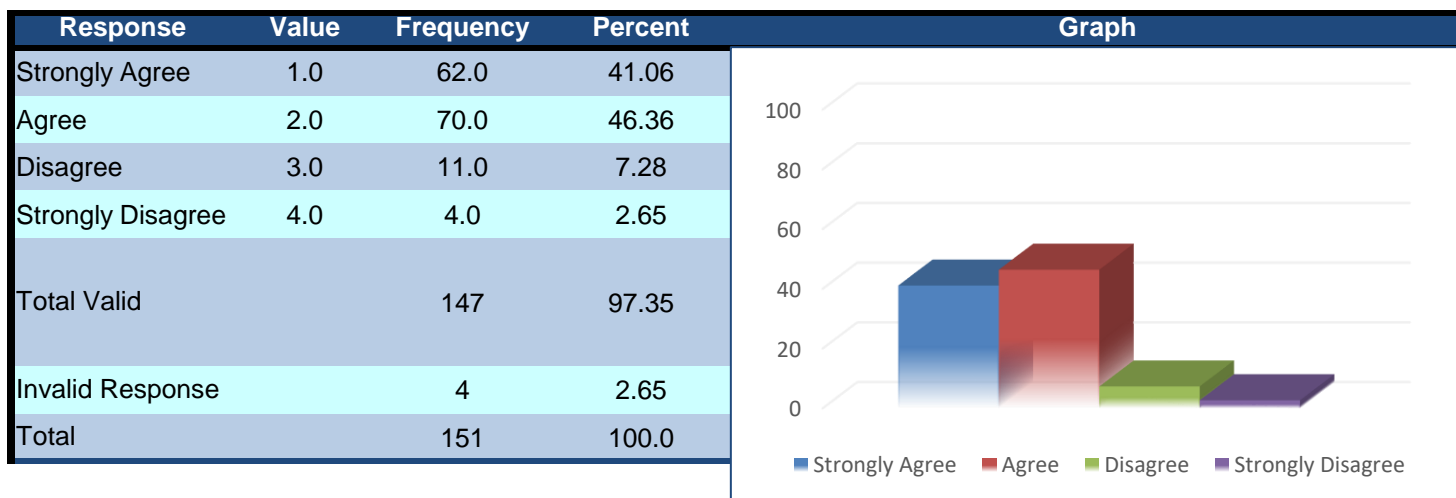
38. School personnel are respectful, receptive and responsive to input from parents.



Dimension: Communications - 5th of 5
(87.42% "SA" or "A")

Overall Rank: 26th (2019 - 30th; 2017 - 29th; 2015 - 31st)
(2019 - 86.95%; 2017 - 88.29%; 2015 - 83.21%; 2013 - 84%)

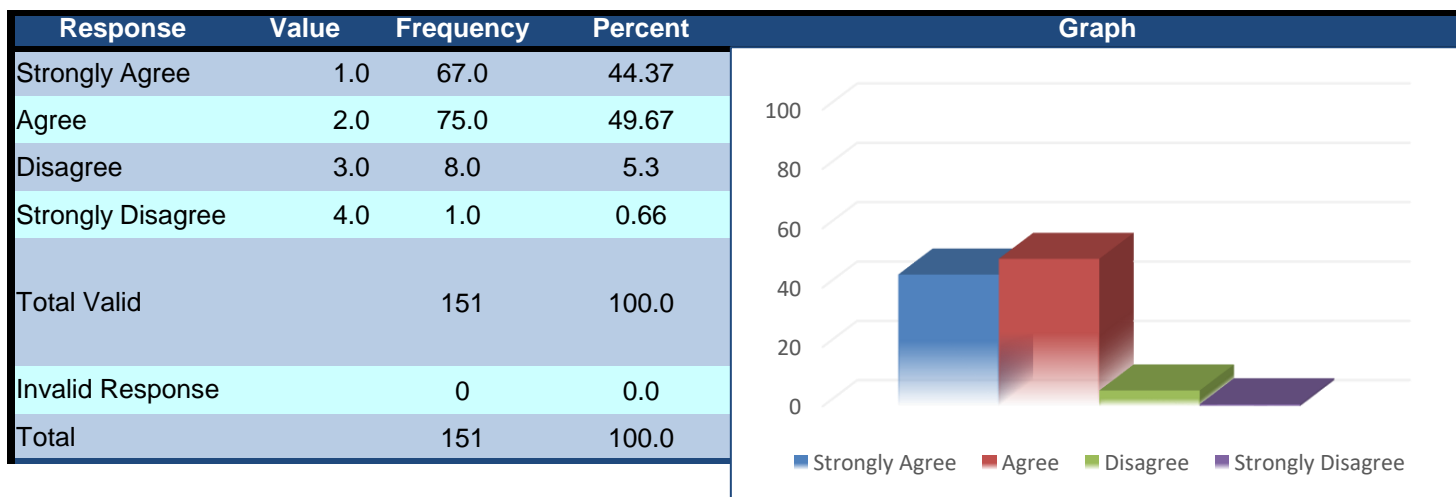
39. Communication from the school regarding my child's learning and behaviour is appropriate and timely.



Dimension: Communications - 1st of 5
(94.04% "SA" or "A")

Overall Rank: 6th (2019 - 21st; 2017 - 11th; 2015 - 25th)
(2019 - 92.94%; 2017 - 95.12%; 2015 - 88.06%; 2013 - 88%)

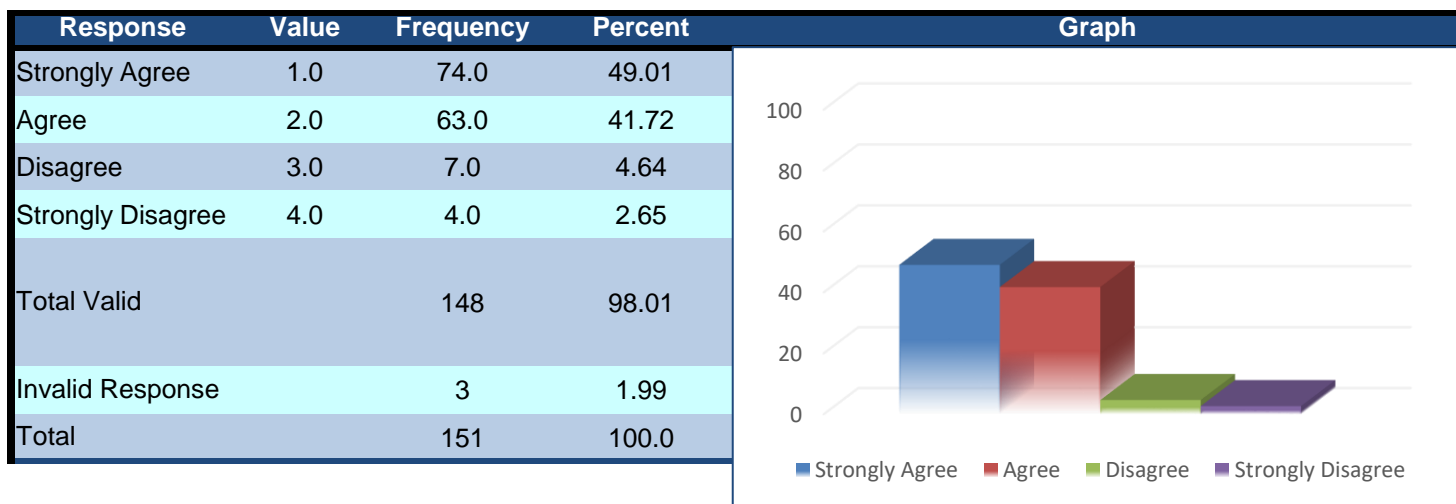
40. My child's school keeps me well-informed about school activities.



Dimension: Communications - 2nd of 5
(90.73% "SA" or "A")

Overall Rank: 18th (2019 - 14th; 2017 - 10th; 2015 - 10th)
(2019 - 93.48%; 2017 - 95.12%; 2015 - 91.05%)

41. *I would recommend this school to other parents.*



42. *My child's attendance in a Catholic school has increased our attendance at our church.*

